



HDM/HDE

TNR DELIVERS RUGGED DURABILITY.

These TNR rubber roll-up door models are best suited for industrial and commercial applications that are situated in:

- harsh environments of dirt, dust, temperature, rain and snow
- high pressure and windload
- door impact concerns



**High performance, high speed, high impact doors
for your challenging environments.**

visit us online at www.tnrdoors.com

HDM/HDE

HDM: HEAVY DUTY MANUAL HDE: HEAVY DUTY ECONOMY

The full value of having a rugged TNR® rubber door is clearly evident when it withstands and endures the dirtiest and roughest workplaces imaginable.


Typical industries that have discovered the indestructible qualities of TNR® rubber doors are Manufacturing Process and Maintenance Buildings in: mining, petroleum, military, agriculture, pulp & paper and steel.

TNR® Mechanical Components

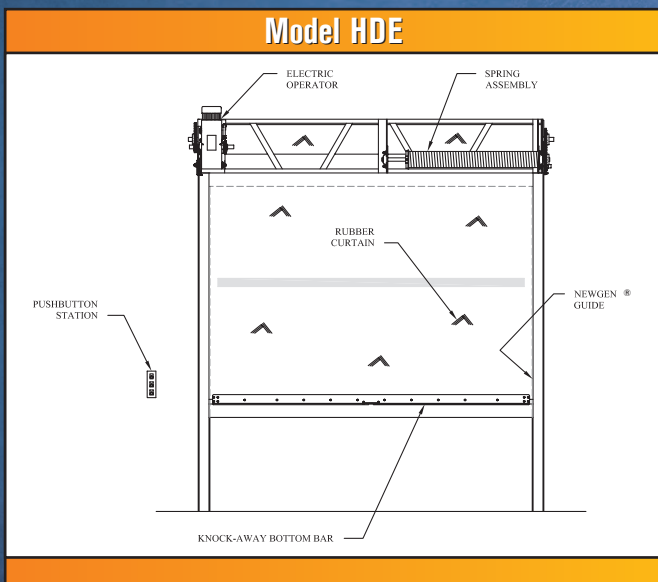
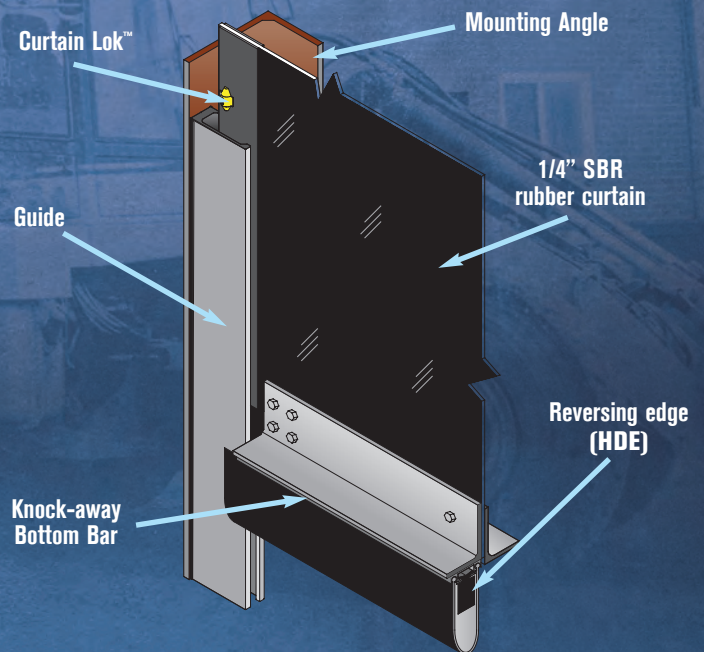
- 1/4" Black SBR rubber with polyester core weave. Flexible and resistant to abusive environments and impacts in temperatures from -40°F to +180°F
- Patented NEWGEN® guide and Curtain Lok™ system. Reliable and consistent door operation and impact release performance. No guide gap maintenance required.
- Impactable: After impact, the door is up and running in minutes
- Knock-away double angle steel bottom bar with rubber loop and reversing edge
- Sleek profile with easy installation, reduced clearances & minimal maintenance. No hinges, cables, pulleys or tension springs
- Self-supporting steel frame
- Frame mounted thru-beam photoelectric sensor.
- Options: colors, windows, hoods, traveling windbar and MSHA-rated self-extinguishing curtains

TNR® Built to your needs Drive Systems

- Heavy duty gear head operator with push button controls open, close, stop
- Door Speed: up to 18 inches per second (Model HDE)
- Options: access controls and specialty functions (Model HDE)



NEWGEN® Guide and Curtain Lok™ system



		HDM	HDE
Opening speed:	Up to 18 inches per second		■
Door size:	See chart above	■	■
Type of balancing:	Counterbalance spring assembly cycle rating (,000)	50	100
Type of curtain:	1/4" Black SBR rubber with polyester core weave	■	■
Reversing edge:	Pressure sensitive air-wave edge		■
Control panel:	PLC or relay logic		■
Activation:	Remotes, pull cords, loop detectors, etc.		■
Self Supporting Steel Frame:	Steel Mounting Angle	■	■
Warranty:	Two years on parts and workmanship. Limited lifetime warranty on curtain and NEWGEN® Guide.	■	■